

# SonicWall Analytics

Transforming data into information, information into knowledge, knowledge into decisions and decisions into actions

SonicWall Analytics provides an eagle-eye view into everything that is happening inside the SonicWall network security environment – all through a single pane of glass. At its core is a powerful, intelligence-driven analytic engine that automates the aggregation, normalization, correlation and contextualization of security data flowing across all SonicWall firewalls and wireless access points. The application's interactive dashboard uses various forms of time-use charts and tables to create knowledge representations of the data models.

Analytics presents results in a meaningful, actionable and easily consumable manner.

This empowers security teams, analysts, auditors, boards and C-suites to discover, interpret, prioritize, make evidence-based decisions, and take appropriate defensive and corrective actions against risks and threats as they unfold in the discovery process.

Analytics provides stakeholders with real-time insights and single-pane visibility, authority and flexibility. As a result, they can perform deep drill-down investigative and forensic analysis of network traffic, user access, connectivity, applications and utilization, state of security assets, security events, threat profiles and other firewall-related data.



## Benefits:

- Get single-pane visibility and complete situational awareness of the network security environment
- Have complete authority and flexibility to perform deep investigative and forensic analysis
- Gain deeper knowledge and understanding of potential and real risks and threats
- Remediate risks with greater clarity, certainty and speed
- Reduce incident response time with real-time, actionable threat intelligence

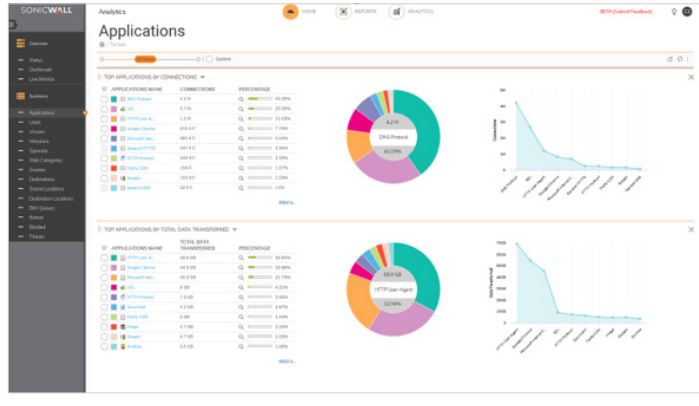
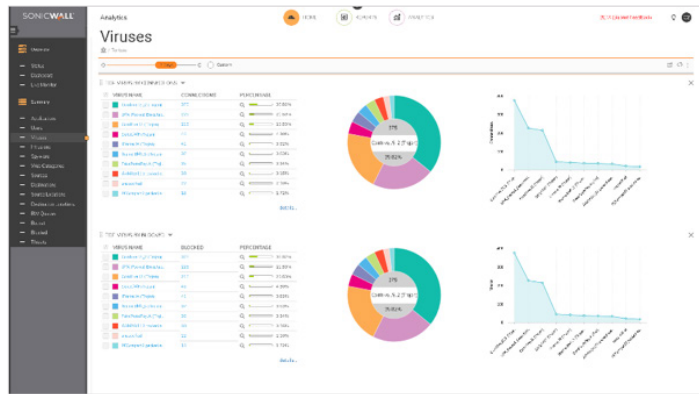
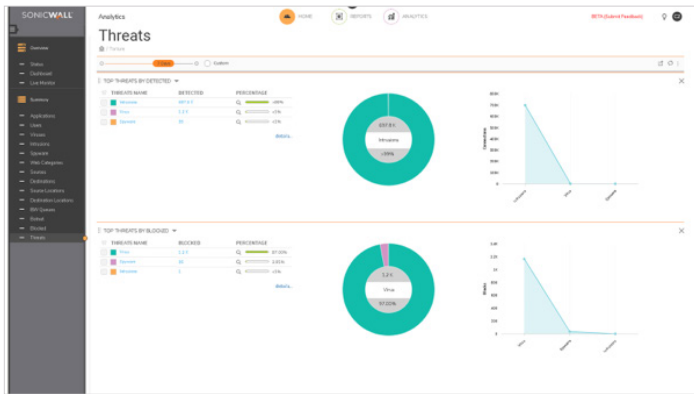
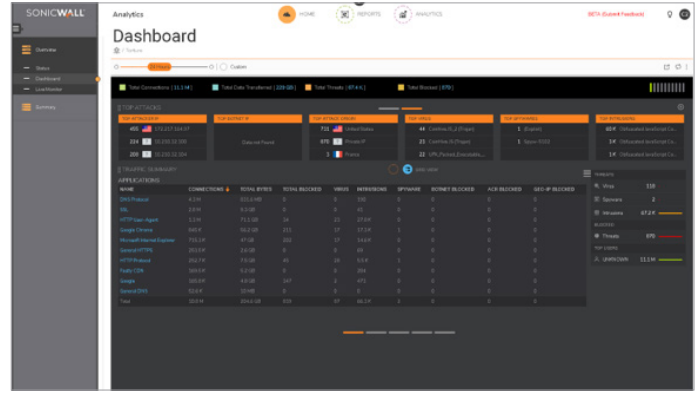
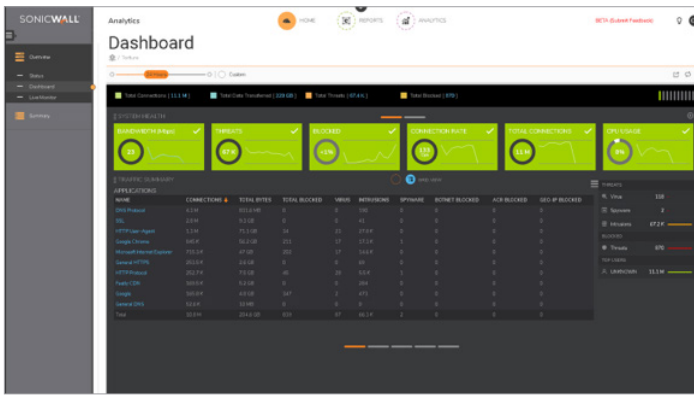


## Partner Enabled Services

Need help to plan, deploy or optimize your SonicWall solution? SonicWall Advanced Services Partners are trained to provide you with world class professional services. Learn more at [www.sonicwall.com/PES](http://www.sonicwall.com/PES).

This deep knowledge and understanding of the security environment provides the intelligence and capacity to uncover and orchestrate remediation to security risks, and monitors and tracks the results with greater clarity, certainty and speed.

Integrating Analytics into the business process helps operationalize analytics, thus transforming data into information, information into knowledge and knowledge into decisions toward achieving security automation.



Security management and monitoring features	
Feature	Description
Centralized security and network management	Helps administrators deploy, manage and monitor a distributed network security environment.
Federate policy configuration	Easily sets policies for thousands of SonicWall firewalls, wireless access points, email security, secure remote access devices and switches from a central location.
Change Order Management and Work Flow	Assures the correctness and compliance of policy changes by enforcing a process for configuring, comparing, validating, reviewing and approving policies prior to deployment. The approval groups are user-configurable for adherence to company security policy. All policy changes are logged in an auditable form that ensures the firewall complies with regulatory requirements. All granular details of any changes made are historically preserved to help with compliance, audit trailing, and troubleshooting.
Zero-Touch Deployment	Simplifies and speeds the deployment and provisioning of SonicWall firewalls remotely using the cloud. Automatically pushes policies; performs firmware upgrades; and synchronizes licenses.
Sophisticated VPN deployment and configuration	Dell X-Series switches can now be managed easily within TZ, NSa and SuperMassive series firewalls to offer single-pane-of-glass management of the entire network security infrastructure.
Offline management	Simplifies and speeds the deployment and provisioning of SonicWall firewalls remotely using the cloud. Automatically pushes policies; performs firmware upgrades; and synchronizes licenses.
Streamlined license management	Simplifies the enablement of VPN connectivity, and consolidates thousands of security policies.
Universal dashboard	Features customizable widgets, geographic maps and user-centric reporting.
Active-device monitoring and alerting	Provides real-time alerts with integrated monitoring capabilities, and facilitates troubleshooting efforts, thus allowing administrators to take preventative action and deliver immediate remediation.
SNMP support	Provides powerful, real-time traps for all Transmission Control Protocol/Internet Protocol (TCP/ IP) and SNMP-enabled devices and applications, greatly enhancing troubleshooting efforts to pinpoint and respond to critical network events.
Application Visualization and Intelligence	Shows historic and real-time reports of what applications are being used, and by which users. Reports are completely customizable using intuitive filtering and drill-down capabilities.
Rich integration options	Provides application programming interface (API) for web services, command line interface (CLI) support for the majority of functions, and SNMP trap support for both service providers and enterprises.
Dell Networking X-Series switch management	Dell X-Series switches can now be managed easily within TZ, NSa and SuperMassive series firewalls to offer single-pane-of-glass management of the entire network security infrastructure.
HIPPA, PCI and SOX reports	Includes pre-defined PCI, HIPAA and SOX report templates to satisfy security compliance audits.
Analytics	
Feature	Description
Data aggregation	Intelligence-driven analytic engine automates the aggregation, normalization, correlation, and contextualization of security data flowing through all firewalls.
Data contextualization	Actionable analytics, presented in a structured, meaningful and easily consumable way, empower security team, analyst and stakeholders to discover, interpret, prioritize, make decisions and take appropriate defensive actions.
Streaming analytics	Streams of network security data are continuously processed, correlated and analyzed in real-time and the results are illustrated in a dynamic, interactive visual dashboard.
User analytics	Deep analysis of users' activity trends to gain full visibility into their utilization, access, and connections across the entire network.
Real-time dynamic visualization	Through a single-pane-of-glass, security team can perform deep drill-down investigative and forensic analysis of security data with greater precision, clarity and speed.
Rapid detection and remediation	Investigative capabilities to chase down unsafe activities and to quickly manage and remediate risks.
Flow analytics and reports	Provides a flow reporting agent for application traffic analytics and usage data through IPFIX or NetFlow protocols for real-time and historical monitoring. Offers administrators an effective and efficient interface to visually monitor their network in real-time, providing the ability to identify applications and websites with high bandwidth demands, view application usage per user and anticipate attacks and threats encountered by the network. <ul style="list-style-type: none"> <li>• A Real-Time Viewer with drag and drop customization</li> <li>• A Real-Time Report screen with one-click filtering</li> <li>• A Top Flows Dashboard with one-click View By buttons</li> <li>• A Flow Reports screen with five additional flow attribute tabs</li> <li>• A Flow Analytics screen with powerful correlation and pivoting features</li> <li>• A Session Viewer for deep drill-downs of individual sessions and packets.</li> </ul>
Application traffic analytics	Provides organizations with powerful insight into application traffic, bandwidth utilization and security threats, while providing powerful troubleshooting and forensics capabilities.

### Summary Dashboard with visualizations and charts

- Bandwidth rate
- CPU utilization
- Connection count
- Connection rate per second
- Risk index (scale 1-10)
- Block percentage
- Total connections
- Total data transferred
- Top applications
- Top intrusions
- Top URL categories
- Top viruses
- Number of viruses, intrusions, spyware, botnets

### Live Monitor streaming with area/bar charts

- Applications
  - Interface ingress/egress, average, min, peak
  - Bandwidth
  - Packet rate
  - Packet size
  - Connection rate
- Usage
  - Connection count
  - Multi-core monitor

### Top Summary Dashboards with drill-downs

- Applications
- Users
- Viruses
- Intrusions
- Spyware
- Web categories
- Sources
- Destinations
- Source locations
- Destination locations
- BW queues
- Botnet

### Reports with drill-downs, export to pdf/csv, and scheduled emailing

- Applications / Users / Sources / Destinations
  - Connections
  - Total connections blocked
  - Connections blocked by access rule
  - Connections blocked by threat
  - Connections blocked by botnet filter
  - Connections blocked by GeoIP filter
  - Connections blocked by Content Filtering Service
  - Virus
  - Intrusions
  - Spyware
  - Total data transferred
  - Data sent
  - Data received
- Viruses / Intrusions / Spyware / Web categories / Source locations / Destination locations / BW queues
  - Connections
  - Total data transferred
  - Data sent
  - Data received
- Botnet
  - Connections
- Export
  - .pdf
  - .csv
- Scheduled Reports
  - Flow Reporting
  - Capture Threat Assessment (SWARM)
  - Daily / Weekly / Monthly
  - Archive / Email / PDF

### Analytics Session Viewer with drill-downs, filtering, export of individual session data

- Traffic analytics on any combination of:
  - Application
  - App Category
  - App Risk
  - Signature
  - Action

- Initiator/responder IP
- Initiator/responder country
- Initiator/responder port
- Initiator/responder bytes
- Initiator/responder interface
- Initiator/responder index
- Initiator/responder gateway
- Initiator/responder MAC
- Protocol
- Rate (kbps)
- Flow ID
- Intrusion
- Virus
- Spyware
- Botnet
- Threats / Blocked analytics on any combination of:
  - Threat name
  - Threat type
  - Threat ID
  - Application
  - App category
  - App risk
  - Signature
  - Action
  - Initiator/responder IP
  - Initiator/responder country
  - Initiator/responder port
  - Initiator/responder bytes
  - Initiator/responder interface
  - Initiator/responder index
  - Initiator/responder Gateway
  - Initiator/responder MAC
  - Protocol
  - Rate (kbps)
  - Flow ID
  - Intrusion
  - Virus
  - Spyware
  - Botnet

### **URL / Blocked analytics on any combination of:**

- URL
- URL category
- URL domain
- Application
- App category
- App risk
- Signature
- Action
- Initiator/responder IP
- Initiator/responder country
- Initiator/responder port
- Initiator/responder bytes
- Initiator/responder interface
- Initiator/responder index
- Initiator/responder gateway
- Initiator/responder MAC
- Protocol
  - Rate (kbps)
  - Flow ID
  - Intrusion
  - Virus
  - Spyware
  - Botnet

### **Analytics Flow Monitor – drill-down and pivot on flow parameters**

- Applications
  - Names
  - Categories
  - Signatures
- Users
  - Name
  - IP Address
  - Domain names
  - Authentication types

- Web activities
  - Websites
  - Web categories
  - URLs
- Sources
  - IP addresses
  - Interfaces
  - Countries
- Destinations
  - IP addresses
  - Interfaces
  - Countries
- Threats
  - Intrusions
  - Viruses
  - Spyware
  - Spam
  - Botnets
- VoIP
  - Media types
  - Caller IDs
- Devices
  - IP addresses
  - Interfaces
  - Names
- Contents
  - Email addresses
  - File types
- Bandwidth management
  - Inbound
  - Outbound
  - All
  - URL
  - Sessions
  - Total packets
  - Total bytes
  - Threats

### **Star Graphs – point-to-point visualizations, drill-downs, and pivoting**

- Sources / Users / Locations / Devices
  - To/from
    - » Destinations
    - » Applications
    - » Web activities
    - » Threats
  - Filtered by
    - » Number of connections
    - » Data transferred
    - » Packets exchanged
    - » Number of threats
  - Halo highlighting for
    - » Threats
    - » Data > 1 MB
    - » Connections >1000
    - » Packets >1000

## Licensing and Packaging

Capture Security Center (CSC)		License Tier			
		CSC Management Lite	CSC Management	CSC Management and Reporting	CSC Analytics
Licensing requirement	Available to customers with active AGSS/CGSS subscription	AGSS/CGSS	AGSS/CGSS	AGSS/CGSS	AGSS/CGSS
Management	Single Pane of Glass	✓	✓	✓	
	Backup/Restore	✓	✓	✓	
	Task scheduling		✓	✓	
	Group firewall management		✓	✓	
	Inheritance - forward/reverse		✓	✓	
	Zero touch		✓	✓	
	Offline firewall signature downloads		✓	✓	
	Workflow		✓	✓	
Reporting	Live monitor, Summary dashboards			✓	
	Download Reports: Applications, Threats, CFS, Users, Traffic, etc.			✓	
	Scheduled reporting			✓	
Analytics	Analytics (30-day retention)				✓
	Cloud App Security(30-day retention)				✓

## Capture Security Center ordering information

Product	SKU
SonicWall Capture Security Center Management for TZ Series, NSv 10 to 100 1Yr	01-SSC-3664
SonicWall Capture Security Center Management for TZ Series, NSv 10 to 100 2Yr	01-SSC-9151
SonicWall Capture Security Center Management for TZ Series, NSv 10 to 100 3Yr	01-SSC-9152
SonicWall Capture Security Center Management for NSA 2600 to 6650 and NSv 200 to 400 1Yr	01-SSC-3665
SonicWall Capture Security Center Management for NSA 2600 to 6650 and NSv 200 to 400 2Yr	01-SSC-9214
SonicWall Capture Security Center Management for NSA 2600 to 6650 and NSv 200 to 400 3Yr	01-SSC-9215
SonicWall Capture Security Center Management and Reporting for TZ Series, NSv 10 to 100 1Yr	01-SSC-3435
SonicWall Capture Security Center Management and Reporting for TZ Series, NSv 10 to 100 2Yr	01-SSC-9148
SonicWall Capture Security Center Management and Reporting for TZ Series, NSv 10 to 100 3Yr	01-SSC-9149
SonicWall Capture Security Center Management and Reporting for NSA 2600 to 6650 and NSv 200 to 400 1Yr	01-SSC-3879
SonicWall Capture Security Center Management and Reporting for NSA 2600 to 6650 and NSv 200 to 400 2Yr	01-SSC-9154
SonicWall Capture Security Center Management and Reporting for NSA 2600 to 6650 and NSv 200 to 400 3Yr	01-SSC-9202
SonicWall Capture Security Center Analytics for TZ Series, NSv 10 to 100 1Yr	02-SSC-0171
SonicWall Capture Security Center Analytics for NSA 2600 to 6650 and NSv 200 to 400 1Yr	02-SSC-0391

### Internet browsers

- Microsoft® Internet Explorer 11.0 or higher (do not use compatibility mode)
- Mozilla Firefox 37.0 or higher
- Google Chrome 42.0 or higher
- Safari (latest version)

### Supported SonicWall appliances managed by Capture Security Center

- SonicWall Network Security Appliances: NSA 2600 to NSA 6650, and TZ Series appliances
- SonicWall Network Security Virtual Appliances: NSv 10 to NSv 400

### About Us

SonicWall has been fighting the cyber-criminal industry for over 26 years, defending small, medium size businesses and enterprises worldwide. Our combination of products and partners has enabled a real-time cyber defense solution tuned to the specific needs of the more than 500,000 global businesses in over 150 countries, so you can do more business with less fear.